

ALEX MULLIGAN'S
COLLECTION
OF
SQUARE DANCE CALLS


compiled in Toronto, Ontario, Canada
for the students of Square Dance
at Central Technical School

"TO KEEP ALIVE THE MUSIC AND DANCES OF THE PIONEERS"



Photo: Peter Hogan, 1991

Revived and edited by Dr. Skye Morrison and Bill Russell in 1992
for the
Canadian Olde Tyme Square Dance Callers Association



ALEX MULLIGAN'S SQUARE DANCE CALL BOOK

Compiled by Alex Mulligan from 1960 to 1970
in Toronto, Ontario for his classes at
Central Technical School and Parkview Secondary School



Alex Mulligan with his STUBBLE JUMPER SCULPTURE
Open up your Heart and Let's be Friends

© Dr. Skye Morrison, 1992

for copies and information contact

Bill Russell
63 Havelock Street,
Toronto, Ontario,
CANADA, M6H 3B3

reissued in Alex's memory for the
Canadian Olde Tyme Square Dance Callers Association
established 1954

Square Dance Call Book

Notes from the editor of the revised Square Dance Call Book :

In 1991, I completed a doctoral dissertation in Folklore and Folklife Studies at the University of Pennsylvania. My dissertation topic was "Alex Mulligan and his 'Stubble Jumpers': A True Folk Artist."

Included in this dissertation was a copy of the repertoire of dances which Alex Mulligan shared with hundreds, perhaps thousands, of people through his teaching and calling. Because I was using Alex's repertoire of calls, I retyped the most complete copy of his Square Dance Call Book which I was graciously loaned from his wife Lilian. Bill Russell, a Toronto folk musician and student of calling, contacted me to see about reissuing this useful and special book. With his patient editorial help, we checked all the necessary places, had lovely talks with Lilian and Alex's daughter Sibyl about the possible uses of the book, and spent some mornings and evenings trying to put it all together. The result is the book before you.


In editing this text, we have tried to do several things. First, we have retained Alex's order of dances, terminology, and, in some cases, unique spellings. This was his choice of dances which he taught and called. He always reminded me, whenever he talked about the dances in this book, that he had only written 'bits' of some of the dances and that they were a compilation. It is, therefore, a special document as there are very few genuine repertoires of a dancers' calls who was so much involved in teaching other dancers and callers. It is comparable to a list of favorite recipes or the names of all the songs which a traditional singer sings.

For the ease of the reader (and we hope user), we have made an alphabetical index by title of the dances and a second index by type of dance which appear at the end of the book. The illustrations are photographs of Alex and his sculptures the 'Stubble Jumpers' which came from the dissertation. Photo credits appear with the images. Edith Fowke, Dale Hyde, Ernie McCullough and Jackie Thomson provided advice about publishing and editing. The technical support staff in computer graphics at Sheridan College, Dave Moffatt and Ken Walker, helped with the production. The Museum for Textiles in Toronto provided a place to work. Most of all, Alex and Lilian deserve the credit for the years they spent teaching all of us how much fun it is to "keep alive the music and dances of the early pioneers." (Mulligan, 1984, tape)

Enjoy!

Skye Morrison





A Toast to the memory of Alex Mulligan !

The Canadian Olde Tyme Square Dance Callers' Association proposes a toast to the work and dedication that Alex Mulligan made to keep old time square dancing alive. In 1954, a group of callers interested in preserving, promoting and improving the traditional Canadian style square and couple dances got together and formed the Association. Alex Mulligan was one of those founding members and was elected President in 1959. Alex ran square dances at night school at Central Tech in downtown Toronto. Many of his protégés are still dancing and calling today.

We are indebted to Alex for the great contribution he made to our cause. It is a fitting tribute for the Association to re-issue the book of calls that he had compiled. Proceeds from this book will be used, in Alex's name, to encourage new callers.

Thank you Alex!
On behalf of all of us,

Murray Smith,
President 1992
Canadian Olde Tyme Square Dance Callers' Association



Alex Mulligan (*seated*) with his twin brother Albert as young musicians in Bobcaygeon, Ontario from a family album



Alex Mulligan and Skye Morrison with the "STUBBLE JUMPERS" Harbourfront Craft Fair, 1981

Index of Dances

3. Roberts / Heel & Toe Polka/ French Minuet
4. Gay Gordons/ Jessie Polka/ Black Hawk Waltz
5. Virginia Reel/ Progressive Barn Dance
6. Varsovianna Waltz / Call of the Pipes / Navy Two Step
7. St. Bernard Waltz /Cross Country Waltz
8. Isle of Capri / Yorkdale Plaza Polka
9. Military Scottische / Circassian Circle
10. Introduction to Square Dancing
- 11A. Basics continued
- 11B. Intros or Openers

Some well-known square dances

12. First Lady Out to the Right / Nine Pin Reel
13. Lady Go 'Round the Lady
14. Birdie in the Cage
15. First Couple into the Middle
16. Down the Centre--Cut off Six
17. Balance Four in a Line
18. Dip and Dive in the Ocean Wave
19. Right and Left Six
20. Couple 'Round Couple (Chase the Squirrel)
21. Duck for the Oyster, Dig for the Clam
22. Right Hand Up, Left Hand Under
23. Grapevine Twist
24. Double Chassee (Waltz Chassee)
25. Ladies Chain Across and in Line
(from Windsor record-7105-B)
26. Double Pass Thru
27. Four Hand Star (Texas Star)
28. Three Ladies Chain
29. Canadian Breakdown
30. Grand March (Part of Lancers)
31. Grand Square
32. Head Two Gents Cross Over
33. Little Brown Jug
34. The Triple Arch (Good for Demonstration)
35. Arch in the Middle, Ends Turn in
36. Four Poster Bed

Index of Dances

37. Dive Thru, Pass Thru
38. Trail of the Lonesome Pine
39. Silver and Gold (singing call)
40. Hot Time in the Old Town Tonight
41. The Jesse Polka Square
42. Dear Old Donegal (done in a line)
43. Glory Halleluia (John Brown's Body)
44. My Little Girl or My Pretty Girl
45. Open Up Your Heart
46. Some Square Dance Breaks
47. More Square Dance Breaks
48. When the Work's All Done This Fall
49. Old Fashioned Girl (Windsor 7105-A) / Jersey
50. Silver Bell
51. Heads and Sides, Right and Left Thru / The Verulam Sashay
52. Four Gents Star
53. San Antonio Rose
54. Three Hand Star
55. Climbin' Up the Golden Stairs
56. Red River Valley
57. Because, Just Because
58. Little Old Log Cabin
59. Marching Through Georgia
60. Venus and Mars (Tunnel Thru)
61. Lady Do-ce- Balinet
62. Darling Nellie Gray
63. The Waltz Quadrille
64. Watch Her Smile
65. Y'all Come and See Us
66. Mulligan's Breakdown
67. Maple Sugar
68. Happy Dance
69. The Little Shoemaker
70. The Auctioneer
71. Loch Lomand and Roamin' in the Gloamin'
72. Ma and Pa
73. Buffalo Girls
74. Mountain Girl
75. Shindig in the Barn

ROBERTS

- 3 -

Directions for man -- lady opposite

1. Two slow sashay steps to left and back
change to banjo position (*right hips together,
man facing one way-lady opposite*)
2. Four steps forward--four steps back.
3. Lady turns to face same way as partner
letting go gent's left hand & lady's right,
starting on outside feet;
HEEL-TOE --TWO STEP (*repeat with inside feet*)
4. Turn once C.C.W. (*counter clockwise*) on four two-steps.

HEEL AND TOE POLKA

FORMATION -- Couples in the ballroom position

(gent's left foot--lady's right foot)

HEEL-TOE -- TWO-STEP

Repeat with gent's right foot

Repeat whole pattern

POLKA when music changes and
continue as long as desired.

FRENCH MINUET

FORMATION -- in couples, lady's right
and gent's left hands joined

Start on outside feet and walk forward three steps,
swinging feet forward on the count of four

1. STEP-STEP-STEP-SWING (*Feet diagonally*)
(repeat with opposite feet)
2. Gent step on left foot
and swing right foot diagonally forward
repeat in reverse
STEP-SWING -- STEP-SWING
3. Repeat 1. and lady pivot C.W. (*clockwise*)
under gent's raised left arm and both bow
4. Waltz when music changes and continue

GAY GORDONS

- 4 -

FORMATION -- Couples in Varsovianna position (*see Varsovianna Waltz*)

Move around the floor C.C.W.

Four steps forward-both start on left foot

Turn to face opposite way, lady on left

take four steps backwards

repeat in opposite direction

Holding lady's right hand above her head,

gent moves forward, taking short two-steps

lady moves forward, turning C.W. three turns

(*or two if more convenient*)

In closed position, couple turns C.C.W. on four two-steps

Go back to Varsovianna position

and repeat the whole SEQUENCE.

THE JESSIE POLKA

1. Left foot forward -- lean back
2. Left foot back -- step on it
3. Right foot back -- lean forward
4. Touch right toe beside left foot
5. Right foot forward and back
6. Left foot forward and back --
touching left toe in front of right foot
7. Four two-steps forward (*Repeat 1. to 7.*)

BLACK HAWK WALTZ

FORMATION -- couples in ballroom position

*Directions for this dance are hard to follow,
so only command words are given.*

Part 1 Balance forward -- balance back

Waltz a half turn -- repeat 3 more times

Part 2 Starting on gent's right foot and lady's left foot

CROSS - CROSS - CROSS - SIDE - BEHIND - TOUCH

Repeat 3 more times

SEQUENCE Part 1 -- Part 2 (repeat)

VIRGINA REEL

- 5 -

FORMATION -- Two lines, boys on caller's right,
girls facing boys making two lines (*six couples in each group*)

FIGURE & CALL

Two lines forward and back--Forward again
Right hand round-left hand round - both hands round
(*or forward again and do-ce-do*)

Head couple sashay down the centre of the set
Back to the top, you're not through yet,
(*One couple at a time does the reel.*
The Head couple starts at the top and ends at the foot.)

Head couple --Turn your partner, right elbow
Once around & away you go
(*boy turns girl in line and girl turns boy in boy's line*
left hand turn, then turn each other right hand
and continue down the line)

Into the line with the left hand 'round
Back to your partner, right hand 'round
(*continue reeling left hand to line and right hand to partner,*
down to the foot).

Swing at the foot; Sashay to the top;
separate, boys go left, girls go right to the foot of the set,
and all follow leaders.

The leading couple forms an arch at the foot
and all go under the arch
(*The couple who formed the arch, stay at the foot,*
and the whole sequence is repeated until all have reeled.)
Note : This is changed from the true Virginia Reel
so that all are active most of the time.

PROGRESSIVE BARN DANCE

Music -- Old Gray Mare, Long, long Trail,
Hail, Hail; Road to the Isles, etc.

In a circle, boys face C.C.W. (*counter clockwise*) : girls C.W. (*clockwise*)
Move to centre or in L.O.D. (*line of dance*)

To man's left --STEP-- CLOSE -- STEP-- CLOSE
Repeat in opposite direction

Couples turn C.C.W. once to four counts
Walk forward-- LEFT--RIGHT--LEFT

Swing right foot forward, back up four steps,
Holding girl's left hand high forming an arch;
Turn girl under man's raised arm
and pass her to the man on his right.
Ladies move C.W.; men C.C.W.
Continue as long as desired

VARSOVIANNA WALTZ

- 6 -

POSITION -- Promenade-Man's right arm over lady's left shoulder; right hands joined; left hands joined in front.

Part 1. CROSS - STEP - STEP / CROSS - STEP- STEP /
CROSS - STEP - STEP - STEP - POINT

EXPLANATION-Cross right foot-bring it back;
step on it; step on left foot; (repeat)
repeat this much with the other foot

Part 2.(When the music changes)

CROSS - STEP - STEP - STEP - POINT
(Repeat three more times)

Note After learning basic movements,
hop before crossing foot in front.

CALL OF THE PIPES (Scottish)

POSITION -- Lady on man's right; each with arm
around the other at the waist

Walk forward four steps & on fourth step
U-turn putting lady on gent's left

Walk forward four steps
and on the fourth step face partner.

Balance to partner in left and right
lady putting hands over head:

Turn together once around
on four two-steps. C.C.W.

NAVY TWO STEP

POSITION -- lady's on gent's right

Note Steps are complex.

The following are command words used in teaching the dance.

1. STEP AWAY - STEP TOGETHER
2. WALK - 2 - 3 - TURN
3. STEP AWAY - STEP TOGETHER
4. WALK - 2 - 3 - FACE (partner)
5. BALANCE TO PARTNER (left & right)
6. TURN LADY (C.C.W. on four counts while doing) FOUR TWO STEPS

Repeat whole routine as often as desired.

ST. BERNARD WALTZ

- 7 -

FORMATION -- Couples in social dance position

(Direction for men -- ladies opposite)

To man's left -

STEP - CLOSE, STEP - CLOSE, STEP - STAMP - STAMP

To man's right -

STEP - CLOSE, STEP - Gent steps back on left foot
and takes two waltz steps backwards

Gent takes four waltz steps forward
while his partner backs up

Gent turns his partner C.C.W.
on the third and fourth waltz steps

(repeat as often as desired)

CROSS COUNTRY WALTZ

FORMATION -- Two couples facing each other

1. To waltz time, right and left thru
right and left back *(repeat)*
2. All balance forward and back
ladies sashay left to right in front of their partners,
and repeat three more times
3. Take own partner and waltz

*After 16 bars of music, repeat whole sequence
and continue as often as desired*

*Note Some dancers balance forward and back
and then, right and left though,
and this makes a very good variation.*

ISLE OF CAPRI

- 8 -

FORMATION -- Large circle; couples facing each other.
half C.W. - half C.C.W. with inside hands joined

- 1 - 2 Grapevine left - grapevine right
*Starting with left foot, step to side
Right foot to side and behind left foot
left foot to side; swing right foot
diagonally across in front of left foot*

(repeat grapevine with right foot moving to the right)
- 3 - 4 Dos-a-dos with couple facing you;
*using four two-steps; past right shoulder
and back up to place.*
- 5 - 6 Two-step left - two-step right
Walk 2 - 3 - 4
*All couples move forward, pass thru the
couples facing, right shoulder passing and
repeat the whole sequence with the next couple.
Keep own partner & proceed around the circle.*

YORKDALE PLAZA POLKA (Patty Cake Polka)

FORMATION -- Couples in large circle; facing partner; hands joined
gents C.C.W. - ladies. C.W.

1. Starting-(*man's left foot-lady's right*)
HEEL * TOE * HEEL * TOE
2. Four gliding steps to centre
Repeat 1. & 2. starting on opposite feet, back to circle
3. Partners facing - clap to the count of EIGHT
own two hands - two right hands
own two hands - two left hands
own two hands - four hands
own two hands - own knees
4. Partners hook right elbows & turn once C.W. to six counts
On the next two counts, move ahead to a new partner

*Repeat the whole sequence
(Men move C.C.W. ladies move C.W. - continue as long as desired.)*

CIRCASSIAN CIRCLE

- 9 -

FORMATION -- groups of couples

two couples facing each other in a large circle, half C.C. - half C.C.W
(Directions can be called like a square dance)

All join hands and circle four

Around to the left, on the old pine floor

Right & left thru, across the set

Right & left back, you're not thru yet

Same two ladies chain across

Chain right back & don't get lost

Two couples forward and back

Forward again and pass thru

On to the next, it's up to you

Join hands and circle four

(with the couple you meet & repeat; continue as before)

MILITARY SCHOTTISCHE

POSITION -- couples, facing same direction

arm around or social dance position

Starting on outside feet (man - left - lady - right)

ONE - TWO - THREE - HOP (repeat with inside foot)

ONE - HOP - TWO - HOP - THREE - HOP - FOUR - HOP

(turning C.C.W.) (continue as long as desired)

DANISH version

FORMATION -- Two couples, one behind the other, all hands joined

Front couple break

Turn around back couple to the rear and continue

OR

Front couple back on the inside

Go under the back couple and do a dish rag turn

INTRODUCTION TO SQUARE DANCING

- 10 -

The **SQUARE DANCE** is done in an eight to ten foot square, with four couples;

Lady on the right of the gent.

The first couple stands with backs to the **CALLER**

Couple 3 faces Couple 1

Couple 2 is to the right of Couple 1 and faces Couple 4

Couples 1 & 3 are the Head Couples and

Couples 2 & 4 are the Side Couples;

The lady across the corner of the set,
on the gent's left is called the Corner lady.

A complete square dance is made up of three **FIGURES**

First, Second & Third Change;

The Third Change is also called the **BREAKDOWN**

Most **SQUARE DANCES** have an **INTRO** (*introduction*) **FIGURE** and a **BREAK**

Some beginning expressions or **CALLS**

HONOUR YOUR PARTNER * *Partners face and bow*

CORNERS ADDRESS * *Gent and corner lady bow*

CIRCLE LEFT AND RIGHT * (*self explanatory*)

A-LA-MAIN-LEFT (*allemande left*) * *Gent and corner lady join left hands
and walk around each other back to place.*

GRAND CHAIN * *Partners join right hands & proceed around the set,
taking left hand of next lady and so on around the set.
gents travel C.C.W. -- ladies C.W.*

REVERSE THE CHAIN * *Generally done half way around the set.
Partners meet, turn right hand 'round
and home the opposite way.*

(Continued on next page)

(For BREAKS see pages 46 and 47)

SQUARE DANCE INTROS OR OPENERS

- 11A -

Honour you partner, corners address
Join hands, and away to the West
Promenade back in single line
Squaw ahead and the chief behind
When you get home to your own teepee
I'll swing you and you'll swing me

Honour your partner, corner salute
Join hands, go lickety-scoot
Around you go in a great big ring
While the roosters crow & the birdies sing
When you get home - all swing

Honour your partner and the filly by your side
Join hands & circle wide
Stretch them out like an old cow hide
Back you go the other way and
You chaw - I chaw - all chaw hay
When you get home, swing your own
And leave my dear little doll alone

If you want to have a good square dance
Tighten your belt & roll up your pants
Take off your coat, unbutton your vest
All join hands and away to the West
All the way around the hall
Then take a swing with your own little doll

ENDINGS OR CLOSERS

You know where and I don't care and
That's the end of this here square

Thank you partners, corners all and
Wave at the girl across the hall

Place the gentlemen back to back (*pause*)
Leave them there and let them holler
Come on up and kiss the CALLER

Note singing calls have openers and closers written into the calls

A-LA-MAIN-RIGHT (*allemande right*) * *right hand around
(generally with own partner)*

DOS A DOS (*French, means back-to-back, often pronounced do-ce-do.*) *
*Partners face each other, advance and pass right shoulder
and, without turning, each takes a step to the right,
and back up to own place in the set.*

*The Canadian style is to pass, on the corner only,
left shoulder to left shoulder.*

*Note After some research, I have found that in the early days,
friends were so scarce, that the wealthy and not so wealthy
associated with each other in square dancing. In the a-la-main left
and grand chain some refused to touch hands, and that started
the left shoulder dos-a-dos on the corner and weave the ring.*

RIGHT AND LEFT THRU * *Two couples face each other;
Gent and opposite lady join hands
and pass thru, right shoulder to right shoulder,
Gent joins left hands with own partner
putting his right arm around the lady's waist,
Gent turns her C.C.W. to face the opposite Couple.*

RIGHT AND LEFT BACK * *done the same way*

LADIES CHAIN * *With couples facing each other,
Two ladies cross the set, joining right hands as they pass;
ladies take left hand of opposite gent,
who will turn the lady around C.C.W. to face in,
Followed by **LADIES CHAIN BACK***

PROMENADE * *Lady on gent's right, all facing C.C.W.,
left hands joined in front, gent's right arm over lady's shoulder,
with right hands joined. Couples walk around the set in a circle.*

PROMENADE A HALF * *(Generally done with corners)
1 & 2, 3 & 4 pass left shoulders adjacent, turn and face each other,
this is followed by a **RIGHT AND LEFT BACK.***

FIRST LADY OUT TO THE RIGHT

- 12 -

INTRO & BREAK

A la main left with the old left hand
Right to your partner, right and left grand
Meet your own, reverse that chain
And back you go, the way you came
Your girl's pretty and so is mine
You swing yours and I'll swing mine.

FIGURE

First lady out to the right
And hurry up, don't take all night.
Turn the right hand gent with the right hand 'round,
Back to your partner, left hand 'round;
Opposite gent with the right hand 'round
Back to your partner, left hand 'round
Left hand gent with the right hand 'round
Swing in the middle and six go 'round
Break that ring & all swing
While the roosters crow and the birdies sing.

SEQUENCE

INTRO, then FIGURE & BREAK with couples 1 - 2 - 3 - 4

NINE PIN REEL (novelty)

PURPOSE -- to let extra man or lady dance.

FORMATION -- man or lady in the middle of set of four couples is the nine-pin
The call is written for a lady in the middle.

CALL

Head couples circle four (*once around the nine pin*)
Side couples circle four
First gent in, swing the nine pin
Second gent, swing her now
Third gent in & show them how
Fourth gent in for a big pow-wow
Five ladies huddle down (*arms around each other-circle to the left*)
On the call SWING, ladies grab a partner
The lady without a partner is the nine pin for the next round.

BREAK -- see pages 46 or 47 -- continue as often as desired.

LADY 'ROUND THE LADY

- 13 -

Music -- you might use Hayes Tune; MacNamara's Band; Chinese Breakdown

INTRO & BREAK

A la main left on the corner
 A la main right your own
Do-ce-do on the corner
 Go back and swing your own
Swing your little partner
 Just swing her high and low
First couple out to the right
 I'll tell you where to go

FIGURE

The lady 'round the lady
 The man around the man
The hen around the rooster
 The rooster 'round the hen
Join four hands and circle
 Just half way 'round that ring
Dive thru, go on to the next
 And do the same old thing
*(Last time, "dive thru to your places all
and everybody swing")*

SEQUENCE

Repeat the above FIGURE with couples three and four
--then repeat by having couples 2 - 3 - 4 go all the way around

VARIATIONS

Goose around the gander, etc.

Cup around the saucer, saucer 'round the cup
 Throw in a little sugar, get a spoon and stir it up

BREAK VARIATION

A la main left on the corner, right hand to your own
 Grand right & left around until you meet your own
Promenade your partner & swing her high and low
 1st (2nd,3rd,4th.) couple out to the right, I'll tell you where to go

ENDING

If you do not like this dance
 You know where you can go

BIRDIE IN THE CAGE

- 14 -

INTRO

Honour your partner, corners address
Join hands and away to the West
Back you go to your places all
Break and swing with your own little doll

FIGURE

First couple out to the right and circle four
Birdie in the cage and shut the door (*first lady*)
Bird fly out, crow fly in (*first gent*)
Crow fly out, give birdie a spin
And two couples swing

On to the next and don't get mixed
Pick up two and circle six
Birdie in the cage, five hands 'round
Birdie fly out, crow fly in
Five hands go 'round again
Crow fly out, give birdie a spin
And three couples swing

On to the last and don't be late,
Pick up two and circle eight
Birdie in the cage and seven hands 'round
Birdie fly out, crow hop in
Crow hop out, give birdie a spin
And all swing in your places all
There's still some more and here's the call

BREAK

A la main left on the corners all
Right to your partner, grand chain
When I was young and in my prime
I never could learn that square dance line
Now I'm old and getting gray
Square dance, brother, is all I say
On the Ottawa River, with a hook and line
You swing yours and I'll swing mine.

SEQUENCE

INTRO, then FIGURE & BREAK with couples 1 - 2 - 3 - 4

Music -- Irish Washerwoman or any good jig

INTRO & BREAK

A la main left on the corners all
Right to your partner chain
Grand chain around the ring
While the roosters crow and the birdies sing
Meet your partner, pass her by
Wink at the next one, don't be shy
When you get home, swing your own
And leave my dear little dolly alone

FIGURE

First couple step into the middle
Shake your big feet, keep time to the fiddle
Lady stay in, gent step out
Join hands and circle about
Lady step out, gent step in
Join hands and circle again
(*Note--give dancers time to do this*)
Lady step in, give the gent a swing
Six hands around the ring
Around you go to your places all
Partners swing all over the hall
(*Repeat BREAK & FIGURE with couples 2 - 3 - 4*)

LADY ROUND LADY GENT ALSO

FIGURE

Lady 'round lady, gent also
Lady 'round gent, gent don't go
Swing in the middle when you meet your beau
Two couples swing and around you go
(*On to couples 3 & 4, call a BREAK*
and repeat the whole sequence with couples 2 - 3 - 4)

CUT OFF SIX

- 16 -

INTRO & BREAK -- see pages 46 & 47 or use the one below

BREAK

A la main left for an a la main THAR
A right & a left, & there you are
Gents swing in for a right hand star
And back up boys, but not too far
Let that star to the heavens whirl
A right and a left to a brand new girl
Hold that girl, gents swing in
And form that right hand star again
Shoot that star and find your own
Give her a twirl and promenade home

FIGURE

First couple down the centre
And pass between the opposite two
Lady go gee (*left*) gent go haw (*right*)
And around the outside, back to your maw
Swing on the head & the foot swing too
Side couples, right & left thru
Down the centre and you cut off four
And do the same as you did before
Two head couples swing some more
Go right and left back on the side of the floor
Down the centre and you cut off two
Do the same as you used to do
You swing her and she'll swing you
And everybody swing

SEQUENCE -- INTRO and then FIGURE & BREAK with couples 1 - 2 - 3 - 4

*Note for a short INTRO , you could use --
Honour your partners, corners address
Join hands and away to the West
Circle left in a great big ring
And when you get home--all swing.*

*Note to the CALLER - When couples 2 and 4 are going down the centre,
the head couples do the right and left thru.*

BALANCE FOUR IN A LINE

- 17 -

*Note This dance originated in the Kawartha Lakes area,
and I introduced it in the Toronto area, in the 1930's*

INTRO

Honour your partner, corners salute
Join hands, go lickety scoot
Around you go in a great big ring
While the roosters crow, and the birdies sing
When you get home, swing your own
Leave my dear little dolly alone

FIGURE

First couple down the centre
Pass between the opposite two
Lady go gee (*right*) and gent go haw (*left*)
Stand beside maw & paw (*couple 3*): balance four in line
Forward four in line: right & left thru behind
Backward four in line: right & left back on time
Forward four in line: ladies chain behind
Backward four in line: chain them back on time
Forward four, circle a half: rope the steer & brand the calf
Right & left thru to your places all
Break & swing with your own little doll

BREAK

A la main left on the corners all
Dos-a-dos with your own little doll
A la main left on the corner again
Right to your partner -- Grand chain
Meet your own, reverse the chain and
Back you go the way you came
Don't trip over the water trough
Or you'll all come down with the whoopin' cough --
Your girl's pretty and so is mine -- so
You swing yours & I'll swing mine

SEQUENCE

INTRO - FIGURE - BREAK -- then FIGURE and BREAK, three more times

INTRO

Honour your partner, corners address
Join hands and away to the West
Away out West where the wind blows free
And the coyotes howl on the lone prairie
Home when the work's all done this fall
And partners swing all over the hall

FIGURE

First couple out to the right and circle a half -- (*pause*)
Dip and dive and away you go --
With the inside high and the outside low
Inside over -- outside under --
Dip over here and dive over yonder
Dip and dive in couples three
Up and down in the briny sea

On to the next and look alive --
Half way 'round, then dip and dive
Rope that cow and brand that calf
Go on to the next & circle a half

Dip & dive two, go dip & dive four
And dip & dive six across the floor
Dip & dive four, go dip & dive six
And dip & dive back, & don't get mixed
Dip & dive to your places all and
Partners swing all over the hall

Note the above six lines have to be called very fast

BREAK

A la main left on the corners all
Go back and swing with your own little doll
Promenade once around the ring
While the roosters crow & the birdies sing

SEQUENCE

INTRO -- then FIGURE & BREAK four times.

Note (Extra patter, if you want variety)
Up again-down again-in again-out again
Off again-on again-gone again-Flannagan

RIGHT AND LEFT SIX

- 19 -

INTRO & BREAK

A la main left on the corners all
 Right to your partner, grand chain
Meet your partner, pass her by
 Wink at the next one, don't be shy
Marry the next before you die and
 When you meet, Oh, My, Oh, My
Swing when you meet, do it up neat
 Tamerack'er down on your big flat feet

FIGURE (*similar to Dip and Dive*)

First couple out to the right
 And circle a half, don't take all night
Go right & left two, right & left four
 And right & left six across the floor
Right & left four, right & left six
 Right & left back & don't get mixed

On to the next, circle a half --
Right and left thru and on to the next,
 And circle a half

Right & left six and away you go
 Your big foot high & your little one low
All the way over & all the way back
 Out of the woods & into the shack
Right & left thru to your places all
 Partners swing all over the hall

SEQUENCE

BREAK & FIGURE -- four times

Note When crossing, it is not necessary to touch hands, just walk thru.
You are not doing a true RIGHT AND LEFT THRU, but the call
has been so solidly established by the early callers, that it is still called
RIGHT AND LEFT THRU.

COUPLE 'ROUND COUPLE (Chase that Squirrel)

- 20 -

INTRO & BREAK

A la main left with the old left hand,
Right to your partner, right & left grand
'Round you go in your automobile
The faster you go, the better you feel
Meet your partner, keep on goin'
Past that lady with her petticoat showin'
When you get home to the dear little thing
Pick her up & give her a swing.

VARIATIONS

Half way 'round, swing, promenade home
Go -half way 'round, reverse the chain &
Grand Chain home.

FIGURE

First couple out to the right,
Balance there with all your might
*(Note - man turns to his right and lady
does the same; he is now behind partner)*
Chase the lady, 'round the two (C.C.W.)
Lady go 'round, gent cut thru
(Gent is now in the lead)
Chase the gent 'round the two,
Gent go 'round, lady cut thru
Join hands *(two couples)* circle a half
Dive thru, go on to the next
And balance there, and don't get mixed

*Repeat with couples 3 and 4
Do the BREAK,
And then do FIGURE & BREAK with couples 2 - 3 - 4*

PATTER

Chase that rabbit, chase that coon
Chase that pretty girl 'round the moon
or-- Chase the squirrel with the lady on the lead
Gent cut thru and take the lead; lady cut thru
or -- Chase that rabbit, chase that squirrel
Chase that pretty girl ' round the world

DUCK FOR THE OYSTER

- 21 -

INTRO

Take off your coat, unbutton your vest
All join hands & away to the West
Hurry up, don't take all night
Back you go and, circle to the right
When you get home, swing your own and
Leave my pretty little gal alone

FIGURE

First couple out to the right and circle a half
Duck for the oyster -- duck
Dig for the clam -- now dig
Duck for the oyster, dig for the clam
Dive for the hole in the frying pan
Take the lady and the man
And pull them thru' as neat as you can
(Repeat with couples three & four)
(Last time) Dive home to your places all
Swing your own, your own little doll

BREAK

A la main left on the corners all
And do-ce-do with your own little doll
A la main left again for fun
And take a swing with your own dear one
Promenade once around the right
While the roosters crow & the birdies sing

SEQUENCE

INTRO -- then FIGURE & BREAK four times

VARIATION

(When going to the third couple)
Take the second couple along & circle six,
Duck for the oyster *(between the 2nd lady & the 3rd gent etc.)*
Then, go to the last couple and circle eight -- duck
Straight across the set -- opposite couple dive
Then dive thru, & take them all thru
To make a circle of eight, all facing in --
Then circle back home and swing.

Notes couple dives thru -- hangs on -- backs out -- other couple dives thru -- backs up
visiting couple dives thru -- do a dish-rag turn & end up all facing in

RIGHT HAND UP, LEFT HAND UNDER

- 22 -

INTRO & BREAK

A la main left for an a la main THAR
A right & a left & there you are
Gents swing in for a right hand star, and
Back up boys, but not too far
Let that star to the heavens whirl
A right & a left to a brand new girl
Hold that girl, gents swing in
And form that right hand star again
Shoot that star, and find your own
Give her a twirl and promenade home

FIGURE

First couple out to the right & circle four
Leave the lady, gent go on & circle three
Take that lady on with you
And circle four is what you do
Leave that lady, let her roam
And the first gent goes home alone

*(The two head gents are now alone &
the side gents have a lady on each side)*

Forward six, back you go
Lonesome gents do a do-ce-do (*dos-a-dos*)
The right hand high, and the left hand low
Ladies cross to the head and toe
Forward six and back you go
Lonesome gents do a do-ce-do
Right hand high and the left hand low
Ladies cross to the side you know
Forward six and back you go
Lonesome gents do a dos-a-dos
Right hand high, left hand low
Ladies cross to the head and toe
Forward six once more you go
Lonesome gents do a dos-a-dos
Right hand high, left hand low
And home to your partners, home you go

SEQUENCE

BREAK & FIGURE with each couple

Note Wording slightly changed for side couples

GRAPEVINE TWIST

- 23 -

INTRO & BREAK

A la main left, four ladies star (*right*)
Gents go around, but not too far
(*Gents walk on the outside, in opposite direction*)
A la main left, gentlemen star
Ladies ride that old street car
(*ladies now on outside, gents inside*)
A la main left on the corners all
Right to your partner -- Grand Chain
Swing when you meet the dear little thing
Promenade the rest of the ring

FIGURE

First couple out to the right
Balance there with all your might
Take your partner by the wrist
And around that lady with a grapevine twist
Into the centre with a HAW and a GEE
And around that gent from Tennessee
All join hands and circle four
And tamerack'er down on the old pine floor

Head gent break, you won't be missed
Around the next lady with a grapevine twist
Into the centre and don't get mixed
Go around that gent and circle six
(*pause till dancers do this*)

Take your partner by the wrist
And around the (*last*) lady with a grapevine twist
Into the centre and don't be late
Around the gent, and circle eight
Home you go to your places all
Partners swing all over the hall

SEQUENCE

INTRO once -- BREAK & FIGURE four times

DOUBLE CHASSEE

- 24 -

INTRO & BREAK

A la main left on the corners all

Take a swing with your own little doll

Promenade once around the ring

While the roosters crow and the birdies sing

Swing with your own when you get home

And leave my dear little dolly alone

FIGURE

Head couple forward and back (*pause*)

Forward again, don't take all night

Gent turn left and the lady turn right

With the sides you make two groups of three

Three by three, for a double chassee

*(two groups of three circle C.C.W. and
t the same time, do-ce-do around each other)*

CALL

Lady lead on (*to couple 3*) and so does he (*to couple 2*)

Three by three in a double chassee

Lady lead on (*to couple 4*) and so does he (*to couple 3*)

And couples circle as before

The last time the call is --

Lady remain, gent cross over

*(gent joins his partner, and the other two couples join together,
making two groups of four and the two groups of four
do-ce-do around each other)*

Four and eight on the corners all

Around you go to your places all

Partners swing all over the hall

SEQUENCE

INTRO and then FIGURE & BREAK with couples 1 - 2 - 3 - 4

LADIES CHAIN ACROSS AND IN LINE

- 25 -

INTRO

Honour your partner, the lady by your side
All join hands & circle wide
All the way around the hall
English, Irish, Scots & all
When you get home, swing her, Joe,
She loves you best, she told me so

FIGURE

First couple out to the right and
Hurry up, don't take all night
Join hands and circle four
And come down heavy on the old pine floor
Leave the lady, let her be (*with gent no. 2*)
Gent go on and circle three
Take that couple on with you
And circle five is what you do
Leave the four to form a line
Gent go home, you're doing fine
Ladies chain across the set
And don't look back, you're not not through yet
Ladies chain right down the line
That's right girls, you're doing fine
Chain right back across the way and
You chaw, I chaw, all chaw hay
Chain in line to your places all and
Partners swing all over the hall

BREAK

Allemande left for an allemande THAR
A right & a left & there you are
Gents swing in for a right hand star
Back up, boys, but not too far
Let that star to the Heavens whirl
A right & a left to a brand new girl
Hold that girl, gents swing in and
Form that right hand star again
Shoot that star, find your own
Give her a twirl – promenade home

SEQUENCE

INTRO followed by FIGURE and BREAK four times.

Note Caller make up own BREAK if you wish

DOUBLE PASS THRU

-26 -

INTRO

Honour to your partner & to your corners all
Join hands & circle to the left around the hall
All the way around, and hurry, don't be slow
First couple listen, I'll tell you where to go

FIGURE

First couple promenade just half way round the ring
Step behind -- couple three -- and listen while I sing
Now take four steps forward to the centre of the set
Back right up to your places all and wait you're not thru yet
Forward again, the first turn right & the second, left you glide
Be careful now and don't get lost, just stand behind the sides

Forward again and then back up, just like you did before
All go forward, double pass thru, right across the floor
First turn right, second turn left, around the ring you go
Pass thru the couple you meet, and hurry, don't be slow

Right and left thru with the next two, that's it, you're doing fine
Right and left back with the same two and home you go on time

BREAK

A la main left on the corner, right hand 'round your own
Dos-a-dos on the corner, go back and swing your own
Swing your pretty partner, just swing her high and low
Next couple listen, I'll tell you where to go

SEQUENCE

INTRO then FIGURE & BREAK four times

TEXAS STAR

- 27 -

INTRO

We're going to have a real square dance
So tighten your belt & roll up your pants
Take off your coat, unbutton your vest
All join hands, & away to the West (*left*)
Back to the East (*right*) in Indian style
The squaw ahead with a great big smile
When you get home, swing your own
Leave my dear little dolly alone

FIGURE

Four ladies to the centre & back to the bar
*(Gent's right & lady's left hands joined:
Partners raise joined hands, & ladies walk to centre,
turn left & walk under gent's raised right arm, to home spot)*
Gents to the centre with a right hand star
(Gents move around in the centre C.W.)
Back with the left & don't get lost
Let the ladies know who's boss
Pass your own & don't fall down
Pick up the next with an arm around
Ladies turn in, gents turn out
Once & a half, go 'round about (*pivot C. C.W.*)
Ladies turn out, gents turn in (*pivot C.W.*)
Once & a half, go 'round again
Home you go to your places all
Break & swing with a brand new doll (*your new partner*)

BREAK

A la main left with the corner one
Promenade the girl you swung
*(When you learn the dance & can find your new partner
in a grand chain, use any break you like, see pages 46 & 47)*

SEQUENCE

INTRO then FIGURE & BREAK four times

Notes *(For variety in calling you might say)
Wink at that one as you go by, and
Pick up the next one on the fly*

Last time call, "Pass them all and pick up your own."

THREE LADIES CHAIN

-28 -

INTRO

Take off your coat, unbutton your vest
Join hands & away to the West
Out where the grain grows ten feet tall
Home when the work's all done this Fall
When you get home, swing your own and
Leave my dear little dolly alone

FIGURE

First couple out to the right; circle a half
Pass thru to the opposite two
And balance there, that's what you do
Three ladies chain across the way
And you chaw, I chaw, all chaw hay
Chain all three, with the gent in the middle
And all keep time to the tune of the fiddle

On to the next & circle four
Once around on the old pine floor
Two ladies chain across
Chain back, but don't get lost
Rope that steer & brand that calf
Go on to the next & circle a half

Pass thru to the opposite two
And three ladies chain, it's up to you
Right across & all the way back
Out of the woods & into the shack
Take your partner home with you
And all swing out, that's what you do

BREAK

A la main left on the corners all
Right to your partner, grand chain
When you get half way 'round the hall
Dos-a-dos with your partners all
Take a swing with the dear little thing
And promenade the rest of the ring

SEQUENCE

INTRO then BREAK & FIGURE four times

INTRO & BREAK

A la main left on the corners all
 Right to your partner, grand chain
 Around you go in your automobile
 The faster you go, the better you feel
 Meet your own, reverse that chain
 And back you go, the way you came
 (Alternative Call: *Chicken in the breadpan kickin' out dough*
Big pig a-rootin', up a little tatey row)
 Your girl's pretty & so is mine
 So you swing yours & I'll swing mine

FIGURE

Head couples promenade the outside ring
 Sides move in & take a little swing
 With your big foot up & little foot down
 Go about three-quarters 'round
 Right & left thru with the couples you meet
 Tamerack'er down with your big flat feet
 Right & left back to your places all
 You do the dancin, I'll do the call
 Same two ladies chain across
 Chain right back & don't get lost
 Promenade a half across the way
 And you chaw, I chaw, all chaw hay
 Right & left back to your places all
 Partners swing all over the hall

SEQUENCE

BREAK& FIGURE with head couples
 BREAK & FIGURE with side couples
 then repeat the whole sequence

Note About 60 years ago I saw this dance done as follows --
1st couple balance, 2nd couple swing
3rd couple promenade the outside ring --
(Then) 2nd couple balance, 3rd couple swing
4th couple promenade the outside ring --
(Then) 3rd couple, 4th couple, and 1st couple promenade --
(The last time it was) 4th couple dance, 1st couple swing
2nd couple promenade the outside ring

GRAND MARCH

- 30 -

*Note This is a novelty mixer, to put several sets into two long lines for a march up & down the floor.
It starts, as in any square dance, with four couples in a set.*

INTRO & BREAK

A la main left on the corners all
Right to your partner -- Grand Chain
All the way around that ring
And when you get home take a little swing

FIGURE

Head couple promenade inside the ring
Face out (*face the caller*) sides fall in
(*This puts all couples facing the caller in two long lines,
lady on gent's right*)

CALL

Ladies go left around the gents
(*Head lady leads all the ladies around her partner,
and down the floor around the whole line of men,
and back to her own partner*)

CALL

Gents go right around the ladies
(*Head gent leads all the men around all the ladies and back to partner*)

CALL

Ladies go right -- gents go left
(*At the same time, head lady, turning right and
head gent turning left, walk all the way down the floor
outside the lines, everyone following the leaders.
At the foot of the hall, the head lady & head gent meet
and march up the floor together,
everyone following, back to where they started.*)

CALL

Face partners, form two lines
Two lines go forward and back
Forward again -- pass thru -- pass back --
Forward again -- swing your own --
Gentlemen now take your partners home
(*Head & side gents take your partner home
Back to four couples in a set*)

(*Repeat with couple 3 -- OR -- 2 - 3 - 4*)

SEQUENCE

INTRO - FIGURE - BREAK - FIGURE, etc.

GRAND SQUARE

-31 -

Note Head couples face each other -- side couples face own partner.
To the count of -- ONE * TWO * THREE * TURN *
Head couples walk forward & turn to face partners;
at the same time, side couples back away from each other,
(to corners of the square), and turn to face opposites
On the next count of 1-2-3-turn, head couples back out to sides;
gents with opposite ladies, and turn to face each other.
At the same time the side couples walk toward opposites,
to head positions and face in.
On the next count of 1-2-3-turn, the head gents, (now in side positions
with the opposite lady) advance to the centre.
On the last count of 1-2-3-turn, the head couples move into home position,
and the side couples do the same.

PROMPT CALL - The caller says--

GRAND SQUARE * HEADS GO IN * SIDES DIVIDE
GRAND REVERSE* SIDES GO IN * HEADS DIVIDE

For a BREAK, use a variety , such as --

Right & left thru' on the head -- sides
Corner swing, promenade once around
(ladies in new position)

Grand Square

Head two ladies chain -- side ladies chain
All four ladies chain back --
Corner swing & promenade once around
(Continue till all have own partners -- Grand Square after each break)

Note If you do not wish to have the ladies move around the set,
do not have any corner swing.

Finish with-
A la main left and grand chain --
all the way around -- all swing.

HEAD TWO GENTS CROSS OVER

- 32 -

Music -- Life on the Ocean Wave

PART ONE

Head two gents cross over, by your opposite stand
Side two gents cross over, do as I command
A la main left your corner, dos-a-dos your own
Swing the corner lady & promenade her home
(Repeat pattern three more times)
*(Then for practice do the whole thing with the ladies crossing over -
but follow SEQUENCE at end)*

PART TWO

Head two gents with right hands across
Tapping your toes in time
(Gents cross the set, joining right hands as they pass)
Back with the left. Take your partner's hand
And balance four in line
Break in the centre, go half way 'round
Balance in line again
Centre break, the ladies twirl
And the same two ladies chain
(Ladies chain across & back--no call)

PART THREE

All four gents make a right hand star
Tapping your toes in time *(Move half way around the set)*
Back with the left, take your partner's hand
And balance four in line
*(You now have a star with two lines of four crossed in
the centre of the set)*
Break in the centre, go half way 'round and
Balance in line again
Centre break -- ladies twirl --
And all four ladies chain
(Four ladies chain across and back to music--no call)

SEQUENCE

Part one twice with men -- Part two with head gents
Part one twice with ladies -- Part two with side gents
Ending -- Part three with all four gents

LITTLE BROWN JUG

- 33 -

Music -- Little Brown Jug

INTRO

Grab your partner. give her a hug
 We're going to do a dance to The Little Brown Jug
Circle left go all the way around
 While I sing you a little song I found
My wife & I & The Little Brown Jug
 Sailed down the river on a tamarack log
The log upset; the wife got wet,
 But my jug and I got out, you bet
Swing your partner, partners swing
 While the roosters crow & the birdies sing

FIGURE

First couple out to the right and
 Balance there with all your might
Chassee right, address your opposite
 Chassee left, address your own
Turn your opposite half way 'round
 Now, the one, you call your own
Now your opposite, don't be afraid
 To take your own & half promenade
Around that couple, on your go
 Up to the next & don't be slow

(Repeat with couple three and then CALL)

On you go to the last of all
 And couple up four on the corners all
Lady do-ce-balinet *
 Gent in the river & don't get wet
Opposite lady right hand 'round
 Partner left & jig away around
Around you go to your places all
 Partners swing all over the hall

SEQUENCE

INTRO then FIGURE & BREAK four times

Notes: Pick a break from page 46

** See page 61 for Lady Do-ce-Balinet*

TRIPLE ARCH

- 34 -

INTRO

Take off your coat, unbutton your vest
All join hands & away to the West
Back you go the other way --
And you chaw -- I chaw -- all chaw hay
Swing your partner high & low
She loves you best, she told me so

FIGURE

First couple out to the right & circle four
Leave the lady, gent go on & circle three
Take the lady on to the next & circle four
Leave the lady, let her roam
First gent goes home alone

Forward six & back you march
And the two side gents make a right hand arch
Let the left hand ladies go
And the side gents hook a left elbow
It's the triple arch, so, let her go
And the ladies stop at the head and toe.
*(Gents turn the arch around C.C.W.
Half way and back out to the opposite side
At the same time, the left hand ladies go around, C.W.
passing under three arches.
The ladies end up at the same place, as they would in the dance
"Right hand up & left hand under")*

Forward six & back you march
And the two head gents make a right hand arch
Let the two side ladies go
And the two head gents hook a left elbow
It's the Triple Arch, so, let her go
And the ladies stop at the side you know
*(Repeat starting with "Forward Six"-- two more times
and everyone should back home)*

BREAK-- see BREAKS pages 46-47

SEQUENCE

INTRO then FIGURE & BREAK four times

*Note this dance is hard to figure out from notes,
but is terrific for demonstration, & worth learning*

ARCH IN THE MIDDLE, ENDS TURN IN

- 35 -

FIGURE

Head two gents go forward and back
Forward again the same old track
Swing your opposite lady awhile
Then face the sides with a great big smile
In between the sides you go
With your big foot high and your little foot low
Ladies turn right, you're doing fine
Gents turn left, make four in line

Two lines go forward and back
Forward again, pass thru (*do not turn*)
Arch in the middle & the ends turn in
Circle four in the middle of the floor
Right hand thru like you used to do
(*Join right hands to pass, do not turn*)
Then pass between the side two
Ladies turn right, like you did before
Gents turn left for a line of four

Two lines go forward & back
Forward again & pass thru (*do not turn*)
Arch in the middle and the ends turn in
Circle four in the middle of the floor
Right hand thru and don't be shy
There's your corner, look her in the eye

BREAK

Allemande left with the old left hand
Right to your partner, right & left grand
Meet your own, reverse that chain
And back you go the way you came
Your girl's pretty and so is mine
You swing yours; I'll swing mine

SEQUENCE

Repeat FIGURE & BREAK, with side gents starting
then do the whole dance with heads and sides again

*Notes After the ends turn in, then the couples who turned them in,
turn and face in, by having the lady walk under the arch like you do in Dip & Dive
For variety, have the couples at the start go forward and pass through
lady turn right and gent turn left and go around two people.
This will bring them into two lines of four, the same as the other way*

INTRO & BREAK

A la main left on the corners all
Right to your partner, grand chain
Swing when you meet the dear little thing
Promenade the rest of the ring

FIGURE

Head two couples forward & back
Forward again and pass thru (*each other*)
Lady go Gee (*right*), gent go Haw (*left*)
Meet & swing your mother-in-law (*opposite lady*)
Tell the sides to separate
Get in between & forward eight (*& back*)
Centre couples pass thru, and pass between the side two
Around one to your opposites' stall
Meet & swing your own pretty doll
(*Four people are now standing, one on each corner*)

Pick up the ends & make two lines (*active couples*)
Forward & back, you're doing fine
Centre couples pass thru (*each other*)
And around one, like you used to do (*corners*)
Swing your opposite

Pick up the ends like you did before
Go forward & back on the old pine floor
Centre couple pass thru & around one is what you do
Home you go to your places all
And partners swing all over the hall

SEQUENCE

INTRO *pick one from page 46 or 47*
then do FIGURE & BREAK four times

DIVE THRU – PASS THRU

- 37 -

INTRO & BREAK

A la main left, four ladies star

Gents go around, but not too far

A la main left, four gentlemen star

Ladies on the outside, there you are

A la main left, with the old left hand

Right to partner, right & left grand

Swing her half way round the hall

And promenade to your places all

Alternative: Swing your partners when you meet

And tamerack'er down on your big flat feet

FIGURE

Head two ladies chain across

Head two couples out to the right and circle a half (*pause*)

(*Outside couples*) Dive thru – Pass thru

Right & left thru, with the outside two

Note Number 1 gent & number 3 lady should be in 4th. couple's place --

Number 3 gent & number 1 lady should be in couple 2's place.

Couple 2 should be on the inside facing out

& couple 4 should also be on the inside with their backs to couple 2

CALL CONTINUED (*call to outside couples*)

Dive thru – pass thru

Right & left thru with the outside two

(*The third time, call*)

Dive thru – pass thru

There's your corner, what do you do?

BREAK

A la main left, four ladies star (*and so on --*)

The BREAK is a triple a la main

see page 46 bottom of page

SEQUENCE

BREAK -- FIGURE (*by head couples*) -- BREAK -- FIGURE (*then side couples*)

BREAK -- FIGURE (*then head and side couples again*)

TRAIL OF THE LONESOME PINE

- 38 -

INTRO & BREAK

Walk around your corner lady, and bow to your own
Join hands and around the ring you roam
A la main your corner lady and you
W-e-a-v-e that ring
Weave it around till you meet again
Dos-a-dos, then you take her and swing
Yes, you swing, promenade her and sing
In the Blue Ridge Mountains of Virginia
On the Trail of The Lonesome Pine

FIGURE

Head two gents take the corner lady
Into the middle and back
Same old four circle left around the track
Left hand star -- Go home --

A la main right your own
Left hand 'round your corner
And then you go back home
Dos-a-dos, then your corner you swing
Yes, you swing, promenade her and sing,
"In the Blue Ridge Mountains of Virginia
On the Trail of The Lonesome Pine"

SEQUENCE

INTRO -- FIGURE by head gents twice --
BREAK -- FIGURE by side gents twice -- BREAK

*Note After dos-a-dos -- In the BREAK, take your partner and swing
but, in the FIGURE, take your corner & swing*

Note Allemande -- a la main -- French : by the hand

SILVER and GOLD

Music-- Silver and Gold

- 39 -

FIGURE

First couple to the right
And circle four hands 'round
Leave the lady -- gent go on
And circle three hands 'round
Take that man on with you
And circle four around
Leave him there
And the gent goes home alone

*Note First gent is now at home facing lady number 3
On the head gent's right are two ladies with gent in between them.
On his left are two gents with a lady on the right of the two gents*

Forward six and back you go
And the head two do-ce-do
Head two swing in the middle
Circle six, around you go
Circle six and don't be late
Centre couple separate
And all swing your partners 'round and 'round

BREAK

A la main left on the corner
And a right hand to your own
Grand right and left around
Until you meet your own
When you meet that gal of yours
Promenade her home
And all swing your partners 'round and 'round

SEQUENCE

FIGURE & BREAK with couples 1 - 2 - 3 - 4

HOT TIME IN THE OLD TOWN TONIGHT

- 40 -

FIGURE

First couple to the right
And circle four hands 'round
P-I-C-K U-P two
And circle six hands 'round
Pick up two more
And circle eight hands 'round
There'll be a Hot Time in the Old Town Tonight.

BREAK

A la main left with the lady on the left
(Go twice around)
A la main right with the lady on the right
(Go twice around , with partner)
Dos-a-dos with the corner ladies all and
Grand chain just half way around
When you meet your partner, dos-a-dos around.
Take her in your arms and swing her twice around
Prom - en - ade, the sweetest girl in town
There'll be a Hot Time in the Old Town Tonight.

Repeat with couples 2 - 3 - 4

*Note Instead of turning twice around in the BREAK
try going past your partner
to the lady on the right of her
for a la main right
and back past her to the corner lady
This is so that the dancers will not get ahead of the caller*

JESSIE POLKA SQUARE

- 41 -

A SINGING CALL

Music -- Jessie Polka (Verse twice & chorus)

Side couples arch
 Head couples duck under
Dip & dive around the square
 And home now don't you blunder
Do an a la main left
 Put your arm around your partner
In a Star promenade
 Do the Jessie Polka Dance

With a heel & a toe
 You can watch the room a-jumpin'
When the ladies turn back
 You can see their bustles bumpin'
We could dance thru the night
 As if it were a minute
Our hearts are really in it
 The Jessie Polka Dance

Now watch that corner girl
 And when she comes around
Take her in your arms
 And swing her round and round
Promenade her home
 And keep her for your partner
Balance there at home
 Till the music starts again

SEQUENCE

Repeat as written three more times and end with
"That's the Jessie Polka Dance"

*Note In the left hand star,
partners have arms around each other
crossed at the back
-- all do the Jessie Polka & change partners
while doing the two-step*

CONTRA DANCE

FORMATION -- Two lines or two circles facing each other

Note When the dance is done in two lines
The head gent, on the caller's right
and the foot gent on the caller's left
will do the allemande with the lady across the line;
All other gents will do it with the lady on the left.
The (right) head couple, and the foot (left) couple
will miss the first, right & left thru;
that is, the one done on a slant.

CALL

Allemande left on the corners all
Go back and swing your doll
Swing your partner, 'round and 'round
The girl from Donegal
Go right & left thru, with the couple
To the left, across from you (*slant left*)
Go right & left back with the couple
Straight across, is what you do

Same two ladies, chain across
To Dear Old Erin's Isle
Chain them right back home again
And greet them with a smile
Right hand over, form a star
Go half way 'round the ring
Back you go to your places all
And do the same old thing

(Continue as long as desired)

Variation of CALL

Same two ladies chain across
To dear old Galway Bay
Chain them right on home again
They haven't long to stay

ENDING

The last time, change the call to-
Home you go to your places
And everybody swing

GLORY HALLELUIA

- 43 -

SINGING CALL

First couple promenade the inside of the ring
When you get back home again, give your man a swing
Step right out, face about, sides fall in
Lady go right, gent go left, around you go in a ring

*Note After "sides fall in", all couples are facing the caller
In one line with the ladies on the right
All ladies following the head lady
and gents following the head gent.
Go to the foot of the set, turn and come up the middle
and partners face each other.
Singing " Glory, glory Halleluia, as we go marching on"*

First couple do-ce-do
Do-ce-do your own
Second couple do-ce-do
And run away back home
Third couple do-ce-do
And do it just for fun
Last couple do-ce-do
And home you go on the run

Two lines go forward and back
I'll tell you the reason why
Go forward again and pass right thru
Look the gal in the eye
Forward again, swing your own
Swing her till she cries
A la main left the corners all
And Promenade your own, singing
Glory, Glory, Halleluia (*Three times*)
As we go marching on

SEQUENCE

Repeat whole pattern with couples 2 - 3 - 4

MY LITTLE GIRL

- 44 -

A SINGING CALL

FIGURE

Head couple promenade around the outside
 Around the outside of that ring
Head ladies chain right down the centre
 And then chain right back again
Head ladies chain with the right hand ladies
 And you chain them back again
Head ladies chain the left hand ladies
 And then chain them home again

BREAK

Do-ce-do -- the corner lady
 Then you do-ce-do your own
Allemande left -- the left hand lady
 And you grand chain, half way 'round (*to your partner*)
When you meet her, just do-ce-do her
 Then you swing her twice around
Promenade -- and serenade her
 She's the cutest gal in town

SEQUENCE

Repeat FIGURE & BREAK with couples 2 - 3 - 4

INTRO

Come on and join hands, circle eight
It's eight hands 'round
Hey -- Stop -- swing your partner
Swing her 'round and 'round
Break it up -- promenade her
Take her home and serenade her
Open up Your Heart and Let's be Friends

FIGURE

Oh, the two head couples star, now
Lead your partner thru the sides
Around the lady, form that star again
Once around
Gonna go back thru' the same two
Around that boy and then
Join the side & circle four hands
'Round and 'round
Open up those fours and circle
E-i-g-h-t hands 'round
Open up your heart
And swing that corner lady 'round (*new partner*)
Break it up, don't you linger
Take her home, then you swing her
Open up Your Heart and Let's be Friends

BREAK

A left hand 'round your corner
Right hand 'round your own
The gents go in and form a left hand star
Once around
Turn your partner when you meet her
A la main your corners all
Go back & swing your partner
Swing her -- 'round and 'round

(*Start again at INTRO*)

SEQUENCE

INTRO - FIGURE - FIGURE - BREAK
Repeat with side couples

BREAKS USED IN SQUARE DANCING

- 46 -

A la main left on the corners all
Right to your partner, grand chain
All the way, around that ring
While the roosters crow and the birdies sing
Swing with your own, when you get home
And leave my dear little dolly alone

A la main left on the corners all
Do-ce-do with your own little doll
A la main left again for fun
Swing with your own, your own dear one
Promenade once around the hall
English, Irish, Scots and all

A la main left with the old left hand
Right to your partner, right & left grand
Meet your own, reverse that chain
And back you go, the way you came
Swing with your partner, when you meet
Tamerack 'er down on your big flat feet

TRIPLE A LA MAIN (*Triple Allemande*)

A la main left, four ladies star
(right hand star in the centre of the set)
Gents go around, but not too far
*(gents go around the ladies C.C.W.
passing the corner lady once & catch her the next round)*

A la main left and the four gents star
Ladies ride that old street car
*(gents now on the inside, with a right hand star,
ladies on the outside; pass corner gent once
and catch him next time around,
for an a la main left and grand chain)*

Note *For variation of the Triple Allemande --
In it the ladies STAR and then the gents STAR
This can also be done by having
The head couples STAR & then the side couples STAR*

ALLEMAND THAR

Allemande left for an allemande THAR

A right & a left & there you are

Gents swing in for a right hand star

And back up, boys, but not too far

(Boys are now walking backwards C.C.W. and have a left elbow hook with the ladies who are walking forward)

Let that star to the Heavens whirl

(Ladies let go the star, and turn left back into a grand chain)

A right & a left to a brand new girl

(Boys, right hand to next girl pass by and left elbow to next girl & swing in for another left elbow hook)

Hold that girl and the gents swing in

And form that right hand star again

Shoot that star & find your own

(come out of the star to a grand chain and all swing own partners)

Give her a whirl and promenade home

Note To keep your dancers alert, try this --

"A la main left & grand chain

Head couples reverse the chain"

-- next time call,

"Side couples reverse the chain"

Music --Wabash Cannon Ball : Folkraft- 1222

INTRO & BREAK

A la main your corner
 A la main right your own
Do-ce-do on the corner
 And promenade her home (*partner*)
Promenade your partner
 Once around the ring
First couple listen
 When I begin to sing

FIGURE

Couple one lead out to the right
 And circle four hands & round
Leave that lady, gent go on and
 Circle three hands 'round
Take that lady on with you
 And Circle four hands 'round
Say "Good-bye", leave her there
 Go back to your stamping ground

Side gents turn the right hand girl (*partner*)
 With the right hand, once around
Turn the left hand lady
 With the left hand once around
With the right hand girl (*partner*) do a right and left thru
 With the couple over there (*opposite couple*)
Right and left, go back again
 For they're a jolly pair

Left hand ladies chain across
 And turn the opposite man
Ladies chain right back again
 As pretty as you can
Two head gents (*gents standing alone*) do-ce-do
 In the centre of the floor
If you good folks aren't tired yet
 We'll dance a little more

SEQUENCE

INTRO -- FIGURE & BREAK then do FIGURE & BREAK three more times

Note For other BREAKS see pages 46 & 47

OLD FASHIONED GIRL

- 49 -

Music -- Windsor-7105

FIGURE

Head two gents -- take your maid by the hand
And promenade half way 'round that ring
Right & left thru, right up the middle
Keep good time to the tune of the fiddle
Left hand ladies chain
All four ladies chain across the hall
Chain right back again, don't let them fall
Promenade that new little girl
She's just like the Girl
That Married Dear Old Dad

BREAK

Do-ce-do that corner girl
Go back home, swing and whirl
Swing her like your daddy used to do
A la main left with the old left hand
Right to your partner, right & left grand
Hand over hand and now it's up to you
Do-ce-do that girl with eyes so blue
Swing her 'round
Just like your daddy used to do
Promenade that girl
She's just like the Girl
That Married Dear Old Dad

SEQUENCE

Repeat with side couples -- then
Heads & sides do the complete dance again

JERSEY

A COUPLE DANCE DONE AROUND TORONTO

1. Four sashay steps to man's left
2. Turn diagonally and do four sashay steps to man's right
3. Turn on four two-steps

Repeat as often as desired

SILVER BELL

- 50 -

SINGING CALL

*The music -- "Silver Bell" is not to be confused
with the Christmas music "Silver Bells."*

FIGURE

First couple to the right, join hands and circle four
Circle some more in the centre of the floor
Right & left thru and right & left back
And Swing with your little Silver Bell

On to the next, join hands & circle four
Circle some more in the centre of the floor
Right & left thru & right & left back
And Swing with your little Silver Bell

On to the last, join hands and circle four
Circle some more in the centre of the floor
Right & left thru and right & left back
All Swing your little Silver Bell

BREAK

A la main left with the lady on the left
Right to your partner & a grand right & left
When you meet your partner, just promenade her home
And all promenade your Silver Bell

SEQUENCE

FIGURE and BREAK -- 4 times

*Notes Traditional custom -- In dances
where only two couples are active at a time,
the other two couples get together
and do the FIGURE at the same time.
Just remember to be back home,
when the active couple comes to you.*

This is a very old dance and suitable for beginners.

INTRO

Honour your partners, corners address,
`Join hands and away to the West.
Hand over hand, heel over heel,
The faster you go, the better your feel.
Swing when you meet the dear little thing
And promenade the rest of the ring.

FIGURE & BREAK

Right & left thru on the head of the hall
Right & left thru on the side
Right and left back on the head
Right & left back on the side
Balance to the corner doll and
Jig 'er down eight on the corners all
Swing with the corner lady, swing --
And promenade once around the ring

SEQUENCE

Repeat FIGURE & BREAK three more times until all have partners.

VARIATION

Combine right & left thru with ladies chain.

THE VERULAM SASHAY

*- done years ago in Verulam Township, Victoria County, Ontario
(A real old one--seldom seen now)*

FIGURE

Once and a half on the head of the hall
*(head couples sashay across the set, passing in the middle-take two steps forward
sashay back-take two steps forward and sashay to opposite sides, & stay there)*
Same on both sides *(across -- back -- across)* and you come down all
Break & swing with the corner doll
And Promenade, once around the hall.
(Repeat three more times, to get partner)

ENDING

Place the gents back to back
Ladies go 'round the outside track
Leave the gents & let them holler
Come on over and kiss the caller

FOUR GENTS STAR

- 52 -

INTRO & BREAK

A la main left, head couples star (*right hand*)

Sides go around, but not too far

(*Sides walk around on the outside C.C.W.*

while the heads go around in star formation, on the inside.

Pass corner once and catch corner the next time,)

A la main left, side couples star

Heads go 'round in your Cadillac car

(*Side couples form a star while the head couples*

go on the outside C.C.W. Go around as before,

and go into an a la main left and grand chain.)

A la main left on the corners all

Right to your partner, grand chain

All the way around the ring

And when you get home, take a little swing

FIGURE

Four gents star across the square and

Turn turn your opposite lady there

Star right back across the set and

Turn your own, you're not thru yet

Star again around the town

The right-hand lady with the left hand 'round

Star again around the floor

To the last little lady, then star some more

Star again and you should know

It's time to break for a do-pass-o

Partner with the left hand 'round

Corner lady with the right hand 'round

Back to your partner for a left hand swing

Promenade the corner 'round the ring

SEQUENCE

BREAK & FIGURE four times

Music -- three verses to one chorus

FIGURE

First couple out & circle four awhile

Dos-a-dos your honey in that good old mountain style
Swing with your opposite as though she were your own
Swing with the Rose of San Antone

On to the next & circle four awhile

Dos-a-dos your honey in that good old mountain style
Swing with your opposite as though she were your own
Swing with the Rose of San Antone

On to the last & circle four a while

Dos-a-dos your honey in that good old mountain style
Swing with your opposite as though she were your own
Swing with the Rose of San Antone

BREAK

Swing on the corner, she's the gal from way out West

Swing your little honey, she's the one that you love best
Left a-la-main your corner, dos-a-dos your own

Balance to your partner, and you W-e-a-v-e that ring
Weave that ring around & around

When you meet your honey, you just dos-a-dos around
W-e-a-v-e that ring, and now you're headed home
Swing with the Rose of San Antone

SEQUENCE

FIGURE and BREAK with couples 1 - 2 - 3 - 4

THREE HAND STAR

- 54 -

INTRO

Head two couples out to the right and circle four
Head gents break -- circle eight
All the way around to your places all
Break and swing with your own little doll

FIGURE

First couple stand back to back (*both bow quickly*)
Take a little walk around the outside track
Pass your partner when you meet
And pass her again on your own home street
Form two rings with the couples you meet
(*lady to couple 2, gent to couple 4*)
Circle to the left on your big flat feet
Join right hands for a three hand star
Two little three hand, right hand stars
Back with the left (*side couples go home*)
Make a right hand star with the opposite pair
(*four hand star with the couple 3*)
Circle once in the centre of the square
Home you go to your places all
And all swing all over the hall

BREAK

A la main left on the corners all
Grand chain and listen to the call
One and three reverse the chain
Back you go the way you came
Two and four just keep on goin'
Past that lady with her petticoat showin'
When you get home -- all swing

A la main left again for fun
Right to your partner, grand chain
Two and four reverse the chain
Back you go the way you came
One and three just keep goin'
Past that lady with her pettycoat showin'
All swing in your places all

SEQUENCE

INTRO -- FIGURE & BREAK four times

CLIMBING UP THE GOLDEN STAIRS

- 55 -

*Music -- Climbing Up the Golden Stairs
each part played once, instead of twice*

INTRO & BREAK

A la main left with the lady on the left
 A la main right your own
Dos a dos with the lady on the left
 And dos a dos your own
Swing your little partner
 Swing her high and low
First couple listen
 I'll tell you where to go

FIGURE

First couple lead to the couple on the right
 And balance there a while
Right hand over, form a star
 And back with the left in style
Right hand to your opposite
 And a left hand to your own
Half go promenade
 And a right and left thru, go on

*(Repeat with couples 3 and 4 and end with
"Right and left thru, go home")*

SEQUENCE

INTRO then FIGURE & BREAK with couples 1 - 2 - 3 - 4

ALTERNATE BREAK

A la main left with the lady on the left
 Right hand to your own
Grand chain -- around that ring
 Just keep right on a-goin'
When you meet your partner
 You can take her home with you
First couple (2nd.-3rd.-4th.) listen
 I'll tell you what to do

RED RIVER VALLEY

- 56 -

INTRO & BREAK

Allemande left on the corner
Allemande right with your own
Do-ce-do on the corner
Go back home and swing with your own

FIGURE

First couple to the right, there you balance
Circle to the left & to the right
Swing with the girl in the valley
Swing with your Red River Girl

On to the next there you balance
Allemande right with your own
Allemande left with your opposite
Go back home and swing with your own

On to the last, there you balance
Circle to the left & to the right
Swing with the girl in the valley
Swing with your Red River Girl

SEQUENCE

INTRO -- FIGURE & BREAK with couples 1 - 2 - 3 - 4

ADVANCED VERSION

INTRO

Honour your corner & your partner
Promenade with your Red River Girl.
A-walking and a-talking to your partner
Then you swing with your Red River Girl

FIGURE

Four ladies chain across the valley
Star back home, a left hand 'round your own
Turn your corner with the right, and your Partner with the left
Swing the corner, she's your new Red River Girl

SEQUENCE

INTRO - FIGURE - FIGURE - BREAK - FIGURE - FIGURE - BREAK - INTRO
(BREAK is the same as in first version)

JUST BECAUSE

- 57 -

*Music -- Because, Just Because (Windsor 7104)
(Hello There Dearie Hello , Alex's version)*

INTRO & BREAK

A la main left on the corner
 She's the gal in calico
Do-ce-do your partner
 He's the best one in the show
A la main left with the old left hand
 Right to your partner, right & left grand
Hand over hand, around that ring you go
 When you meet your partner, do-ce-do her
Step right up & swing her high & low
 Promenade that ring
Throw your head right back and sing
 "Because, Just Because"
 (My own version -- Hello, there Dearie, Hello)

FIGURE

Head two ladies chain -- right on over
 Turn around & chain them back again
Side two ladies chain -- right on over
 Chain right back along a crooked lane
A la main left your corner
 Dos-a-dos your partner
Go right back & swing that corner doll
 Promenade that ring
Throw your head back and sing
 "Because, Just Because"
 (My version- I think you're the cutest in the hall)

SEQUENCE

Repeat BREAK & FIGURE with side couples
Heads & sides do whole dance again

THE LITTLE OLD LOG CABIN IN THE LANE

- 58 -

INTRO

All join hands and circle to the left around the ring
Tell her that you're really glad she came
Back you go the other way and listen while I sing
About that Little Old Log Cabin in the Lane

FIGURE

First couple out to the right
And balance there a while
Half turn your opposite lady
And half turn your own
Right & left thru, to the centre
There you swing
To that Little Old Log Cabin in the Lane

On you go to couple three
And balance there a while
Half turn your opposite lady
And half turn your own
Right and left thru to the centre
There you swing
To that Little Old Log Cabin in the Lane

On you go to couple four
And balance there again
Half turn your opposite lady
And half turn your own
Right and left thru and home
And everybody swing
To that Little Old Log Cabin in the Lane

BREAK

A la main left with the lady on the left
Grand right & left along the lane
When you meet your partner
Just promenade her home
To that Little Old Log Cabin in the Lane

SEQUENCE

INTRO (*once*) followed by FIGURE & BREAK four times

MARCHING THROUGH GEORGIA

- 59 -

Music -- Record - Folkraft - F - 1015A

INTRO & CLOSER

All join hands and circle
 To the left around the ring
Back you go the other way
 And listen while I sing
When you get back home again
 Everybody swing
Swing like you used to -- in Georgia

Join hands -- and raise -- them
 To the centre high
UP -- again -- and raise them
 To the sky
Left a la main your corners all
 And swing your partners 'round
Swing, like you used to -- in Georgia

FIGURE

First lady promenade the inside of the ring
 When you get back home again
Give your man a swing
 Everybody point left hands
To the centre of the ring (*use right or left hand*)
 (*All walk around in a circle*)
Just like you used to -- in Georgia

Caller says "HIP -- HIP" dancers answer "HURRAY"
Caller says "You're going the (RIGHT, WRONG) way!"
 (*Repeat above two lines & finish with*)
Caller says "When you get back home again
 Everybody swing
Just like you used to -- in Georgia"

SEQUENCE

INTRO - FIGURE - FIGURE - INTRO
FIGURE - FIGURE - CLOSER

VENUS AND MARS

- 60 -

Alternative Title : GENTS TUNNEL THRU

FIGURE

Head two couples bow and swing
 Lead right out to the right of the ring
Circle four and away you roam
 Head two gents go home alone

Forward six and back you go
 Lonesome gents do-ce-do
Right hand high and left hand low
 Ladies cross to the head and toe

Side gents hook a right elbow
 Go twice around on heel and toe
Head gents hook a right elbow
 Twice around and home you go

Ladies forward, arch and smile
 Gents to the right, go single file
Gentleman one, it's up to you
 Three-quarters round, then tunnel thru

Turn to the right as you come thru
 Don't look back, they're following you
Lead them thru that tunnel again
 Everybody follow thru, and then

Gents turn left, form a left hand star
 Girls star right from where you are
There you have it, two bright stars
 One like Venus -- one like Mars

Pick up your partners, find your maid
 Keep on going -- star promenade
Gents back out with a full turn around
 Girls star right as you come down

Roll away with a half sashay
 And gents star right in the same old way
Girls turn back to a left allemande
 Right to partner, right & left grand

*Note Repeat with side couples:
make your own BREAK or choose one from pages 46 or 47*

LADY DO-CE BALINET

- 61 -

INTRO & BREAK

(See pages 46 & 47 or use the one below)

A la main left on the corners all
Swing your own pretty little doll
Promenade once around the ring
To your places, take a little swing

FIGURE

First couple out to the right and circle a half *(short pause)*

Lady do-ce-balinet

*(ladies walk across the set, passing left shoulders adjacent
and join hands with gents,
ladies facing out, gents facing in)*

Gents in the river & don't get wet

*(gents let go of lady's left hand,
make a half turn: gents face out, ladies face in)*

Right hand lady with the right hand 'round

*(or "Right to the lady behind your back")
(All balance & gent lets go of partner's left hand
and turns the opposite lady completely around C.W.)*

Partner left & jig away around

*(Gent meets his partner and, joining hands in a promenade position --
the couples promenade around each other and home)*

On to the next, circle a half

Lady do-ce-balinet

Now the gents cross the set

Opposite lady, right hand 'round

Partner left, & jig away around
(couple 1 to couple 4 and repeat pattern)

SEQUENCE

INTRO then FIGURE all the way around

Repeat FIGURE & BREAK with couples 2 - 3 - 4

Note Some callers say:

*"Ladies do-ce-Highland fling
Gents cut thru and break the ring
Opposite lady right hand 'round; partner left
And promenade around (etc.)"*

FIGURE

First couple lead up to the couple on the right
Join your hands and circle once away
Right and left thru, right & left back
Swing with your darling Nellie Grey

On to the next, right hand over, form a star
Half way 'round & back the other way
Right and left thru, right and left back
Swing with your darling Nellie Grey

On to the last, & balance there a while
Join hands and circle with a smile
Right and left thru, right and left back
All swing your darling, that's the style

BREAK

A la main left with the lady on the left
Right hand to your partner and a grand right and left
When you meet your Nellie, you just promenade her home
All promenade your Nellie Grey

SEQUENCE

FIGURE & BREAK four times

WALTZ QUADRILLE

- 63 -

First couple down centre
And there you divide
The lady to the right
And the gent to the side (*left*)
All honour your partners
And corner the same
Take that corner lady,
And waltz down the lane (*around the set. C.C.W.*)

Same gent, with new partner
Waltz down and divide
The lady to the right
And the gent to the side (*left*)
All honour your partners
And don't be afraid
To take that corner lady
And Waltz Promenade

SEQUENCE

Each gent goes down the centre twice
All end up with own partners

Note No call is necessary when the couples are waltzing around,
but if the caller likes to sing try this:

*Hi -- Ho -- Your dancing's divine
Your movements are graceful
Your eyes, how they shine
(Alternative -- "Your eyes shine like diamonds
Your lips are like wine")
You dance with your girl and
I'll dance with mine
Hurry up, there, young fellow
You're getting behind*

ENDING

Honour your partner & corner as well
If you don't like this dance
You can all go to -- Heaven
Heaven is really a nice place to go
Better than that other
Place down below
When you meet St. Peter
He'll say with a grin
If you're a square dancer
Just come right--on--in

WATCH HER SMILE

- 64 -

INTRO

Take off your coat, unbutton your vest
All join hands and away to the West
Chickens cackle -- birdies sing
Square dancers -- always swing

FIGURE

First couple out to the right,
Circle four and hang on tight
Swing your opposite
JITTERBUG (*Pause*)
Throw away your jitterbug
Bring her back and give her a hug
Throw her away and watch her smile
Bring her back and swing her a while

Take that new girl on to the next
Circle four and don't get mixed
Swing your opposite
JITTERBUG (*Pause*)
Throw away your jitterbug
Bring her back and give her a hug
Throw her away and watch her grin
Bring her back and swing her again

Take that lady on with you
And circle four like you always do
Now let's have an even trade
Your pretty girl for my old maid
Throw away your jitterbug
Bring her back and give her a hug
Throw her away and watch her smile
Bring her back and swing her awhile

BREAK

Take that new girl home you all
And listen, when you hear the call
Allemande left on the corners all --
Promenade once around the hall

SEQUENCE

INTRO -- FIGURE -- BREAK
then repeat FIGURE & BREAK three more times

Y'ALL COME

(Longhorn-105)

- 65 -

FIGURE

First and third, take a little swing

Forward up and back again

Forward up & swing that opposite girl

Face to the sides with a great big grin

Dive right thru & then you're gone again

(Couples 2 & 4 arch; couples 1 & 3 dive thru

then couples 1 & 3 arch; 2 & 4 back thru

repeat this same movement)

Circle four, just half around

Dip and dive right across the town

Right & left thru & turn the girl around

(Couples 1 & 3 dive thru from outside the ring:

then do a right & left thru in the centre;

now turn partner all the way around

to face the opposite couple;

#1 gent & #3 lady are together

#3 gent and #1 lady are together)

Elbow hook, four in line

(with opposite couples, ladies hook elbows like,

"four in line you travel")

Gents go home, you're doing fine

Ladies whirl & swing that opposite man

(Ladies turn once & swing new man.

Gents now have original right hand ladies.)

Four ladies chain across the ring

Opposite man, left hand swing

Chain right back & turn your own around

Sashay 'round your corners all

Sashay partners, don't you fall

Weave that ring until you're home, you all

CHORUS *During weaving, caller & dancers sing*

Caller

Dancers

Y'all come

Y'all come

Y'all come

Y'all come

Y'all come & see us now and then

Y'all come

Y'all come

Y'all come

Y'all come

Y'all come and see us when you can

SEQUENCE

FIGURE & CHORUS for head couples twice

Then FIGURE & CHORUS for side couples twice

MULLIGAN'S BREAKDOWN

- 66 -

INTRO

If you want to do a good square dance
 Just tighten your belt & roll up your pants
Take off your coat, unbutton your vest
 And all all join hands & away to the West
Around you go to your places all
 Break & swing with your own little doll

FIGURE

First couple down the centre
 Pass between the opposite two
Cross trail, go around one
 To a line of four, like you used to do
Forward four to the centre of the set
 Back to your place, you're not thru yet
 (couple 3 act as one person every time there is a line of four)
Right hand high (3rd lady) left hand low (3rd gent)
 Pass the ends to the side you know
Six on the side go forward and back
 Forward again and pass thru
Turn around but don't change places
 Let's see a smile on those pretty faces
Right hand high, left hand low
 Pass the ends to the head and toe
Forward four to the centre of the set
 Back to your place and don't forget
Right hand high and left hand low
 Pass the ends to the side you know
 *(Head couple now at home with lady on gent's left;
 leave her there: Repeat FIGURE until head couples are home
 and side couples are in opposite's place then CALL)*

(Side couples now have ladies on gents' left)

CALL

Side couples forward and back
 Forward again & pass thru
That's it, boys, you're doing fine
 Your swing your girl, I'll swing mine

BREAK -- *(See page 46. I use Triple a la main, the one at the bottom of the page)*

CLOSING

Place the gentlemen back to back
 Ladies go 'round the outside track
Leave them there, let them holler
 Come on up, and kiss the caller

MAPLE SUGAR

- 67 -

Key of D Music -- Record - Sparton - 4 - 62 - R

INTRO & BREAK

A la main left your corner
 Dos a dos your own
A la main left your corner
 Grand right & left you you roam
When you meet your partner
 You dos a dos around
Promenade with your Maple Sugar girl

FIGURE

Four ladies chain
 Straight across that ring
Head two ladies turn around
 And chain right back again
All four ladies star
 Straight across that ring
Swing with your Maple Sugar girl

A la main left your corner
 And balance to your own
Dos a dos this girl
 And then you promenade her home
Promenade that ring
 Take her back home and swing
Swing with your Maple Sugar girl

SEQUENCE

INTRO -- FIGURE twice for Head ladies
BREAK -- FIGURE twice for Side ladies
BREAK

HAPPY LIFE or HAPPY DANCE

- 68 -

Record Kalox K 1032 (Flip- Happy Life)

INTRO, BREAK & ENDING

All join hands and circle to the left
 Around that ring
Now, back to the right, the other way you go
 Dos a dos your corner lady so

Come back and swing your honey
 You swing her high and low
A la main left your corner
 It's a right and left grand

When you meet your honey
 You take her by the hand
Promenade her home
 You're bound to win
Oh, What a Happy Dance we're in

FIGURE

Head two couples forward
 Up and back
Star by the left
 Around the outside track
It's back by the right
 The other way you go
A la main left your corner
 And your partner dos a dos

Now, swing your corner lady
 'Round and 'round
A la main new corner
 Come back and promenade
Promenade her home
 You're bound to win
Oh, What a Happy Dance we're in

SEQUENCE

INTRO - Heads twice - BREAK- Sides twice - ENDING

LITTLE SHOEMAKER

- 69 -

Music -- Record- 4141A (flip)

OPENER, BREAK & CLOSER

Swing .. and swing .. and swing
And promenade the ring
Dancing .. dancing all the day
In those shoes that keep your feet
A-dancing .. dancing
Swing and dance your cares away
.....

Whirl away, half sashay
Circle left around that way
And you tap your feet (*tap -- tap*)
When you hear that beat
Dos-a-dos your new partner
Dos-a-dos your corners all
And you go back home
And swing your own.

Left a la main, step high
And you pass your partner by
And you swing and whirl
With that next girl
Left a la main, step high
Pass the last one by
And dos-a-dos
With a brand new beau

SEQUENCE

OPENER - FIGURE - BREAK - FIGURE -
BREAK - FIGURE - BREAK - FIGURE - CLOSER

Music -- Marshall Flipppo -Texas - Record

FIGURE

First and third you'll bow and swing
 Go forward up and back again
 Forward up & swing that opposite girl
 Face the sides with a right and left thru
 Turn 'em around like you always do
 And duck to the middle
 And swing the gal you meet (*original partner*)
 Go down the centre, cross-trail thru
 Up the outside, around just two
 Meet that girl & swing her 'round so neat
 Half square thru across the set
 With the corner girl, you box the gnat (*corner becomes new partner*)
 Then a la main left (*with new corner*)
 Meet 'em all with an elbow swing

BREAK

It's an elbow swing, your doing fine
 Now swing the next one down the line
 Then swing that pretty gal in calico
 Treat them all to an elbow swing,
 Till you meet your own comin 'round the ring
 Promenade this gal back home you know

**2nd. BREAK*

25 dollar bid, Now 30 dollar 30
 Will you give me 30, make it 30
 Bid in the form of 30 dollar
 Will you give me 30?
 Who'll make a 30 dollar bid?
 30 dollar bid now 35
 Will you give me 35 make it 35 biddle de 35
 Who'll bid me that 35 dollar bid?

**3rd BREAK*

35 dollar bid, now 40 dollar 40
 Will you give me 40, make it 40
 Bid in the form of 40 dollar
 Will you give me 40. Who'll make a 40 dollar bid?
 40 dollar bid, now 45, will you give me 45,
 Make 45 biddle de 45. Who'll bid me thar 45 dollar bid?

**4th BREAK*

Repeat using numbers 45 & 50
 FINISH "Sold that square for a \$50 bid."

LOCH LOMAND

- 71 -

FIGURE

Music -- Loch Lomand

First couple take the High Road

And back by the Low Road

(First couple go out and face couple 2

form an arch and couple 2 dive under, while couple 1 goes out over

then couple 1 backs up under, while couple 2 backs up over)

Do it once again in the Gloamin'

(Both couples repeat what you just did)

Do-ce-do your opposite and do-ce-do your own

And take your lassie on to Loch Lomand

(repeat with couples 3 and 4; and the last time)

Take your lassie home to Loch Lomand.

BREAK

Music -- Roamin' in the Gloamin'

All swing your lassie,

You swing your lassie 'ain

Take your little lassie

And promenade her 'hame'

P-r-o-m-e-n-a-d-e

Around the ring you go

And take your lassie 'hame'

To Loch Lomand

SEQUENCE

FIGURE & BREAK four times

MA AND PA

- 72 -

INTRO

All join hands and circle south
Let a little sunshine in your mouth
All the way around till you get home
Then swing with your own, leave mine alone

FIGURE

Head couple bow and swing
Down the centre and divide the ring
Lady go Gee (*right*), gent go Haw (*left*)
Stand behind Ma and Pa
(*Lady behind lady number 2, Gent behind gent number 4*)
Push them into the centre of the ring
When they meet they'll take a little swing
(*swing into vacant spot*)

Same old gent with a brand new girl
First you bow, then give her a whirl
Down the centre, divide the ring
While the roosters crow and the birdies sing
Lady go Gee, gent go Haw
Stand behind Ma and Pa
Push them into the centre of the ring
When they meet, they'll take a little swing
(*into the vacant spot*)
(*repeat from - "Same old gent take a little swing"*)

BREAK

A la main left with the old left hand
Right to your partner, right & left grand
Meet your own, reverse that chain
And back you go, the way you came
Your girl's pretty & so is mine
Swing your own and have a good time

SEQUENCE

INTRO then FIGURE & BREAK four times

BUFFALO GIRLS

- 73 -

Music – Buffalo Girls

FIGURE

First Buffalo boy around the outside
 Around the outside, around the outside
First Buffalo boy around the outside
 And balance to your partner

Turn your partner, right hand 'round
 Corner lady with the left hand 'round
Do-ce-do with your partners all
 And swing the corner lady (*pause*)
Run away home and swing your own

Two Buffalo boys go 'round the outside
 Around the outside, around the outside
Two Buffalo boys go around the outside
 And balance to your partner

Turn your partner, right hand 'round
 Corner lady with the left hand 'round
Do-ce-do with your partners all
 And swing the girl, across the hall
Run away home and swing your own

Three Buffalo boys go around the outside
 Around the outside, around the outside
Three Buffalo boys go around the outside
 And balance to your partner

Turn your partner, right hand 'round
 Corner lady with the left hand 'round
Chassee right, behind your doll
 And swing the right hand lady -- all
Chassee back, and swing your own

Four Buffalo boys --
 *(same as before -- swing own partner --
 then have four Buffalo gals go around all together
 Turn partner (right hand) corner (left hand)
 swing own partner)*

ENDING

Swing your partner, high & low
 And shuffle off to Buffalo

MOUNTAIN GIRL

- 74 -

Music -- She'll be coming 'round the Mountain

It's a la main left on the corner
And a right hand to your own
Grand right & left just half way 'round
When you meet your partner
You just do-ce-do around
And promenade your own sweet mountain girl

Head gent, lead out to the right
Swing that little mountain gal around
Take her back home
Circle three hands with your own
And you leave her with your own sweet mountain girl

Now the same gent you lead across the way
Gather up and swing that bale of hay
Take her back home
Circle four hands with your own
Line those three gals up they're there to stay

The same gent you lead out to the left
Swing that little mountain girl around
Take her back home
Circle five hands with your own
Yes you circle with those four sweet mountain gals

Gent step to the centre of the square
Four girls form a ring around him there
Drop your hands, stop right there
Kick him in the shins, mess his hair
Step right up and kiss him if you dare

Now everybody home and swing your own
All swing your little mountain girl
Promenade the hall, promenade one and all
Go back home and listen, here's the call

(Repeat with couples 2 - 3 - 4)

SHINDIG IN THE BARN

- 75 -

Record -- Wagon Wheel -- W W 206 (flip)

INTRO & BREAK

A la main left your corner, do-ce-do your own
All join hands and circle to the left
A la main left your corner
Grand old right and left
Around the ring you go until you meet your pet
Do-ce-do your honey, back to the corner go
A la main left and promenade your own
If the boys will lend a hand
We'll clean it up spick and span
Because there's going to be a Shindig in the Barn

FIGURE

All four ladies chain across the square
Chain them back and turn your lady fair
Put the ladies back to back
Gents go 'round the outside track

All the way around until you all get back
Turn your partner by the left, your corner swing
Everybody promenade the ring
Tell all your friends the news
Put on your Sunday shoes
Because there's going to be a Shindig in the Barn

(tag ENDING--at the end only)
I can hardly wait, till we roll up to the gate
For there's going to be a Shindig in the barn

SEQUENCE

INTRO - FIGURE - FIGURE - BREAK
FIGURE - FIGURE - BREAK *(with tag)*



Alex Mulligan calling with unknown fiddler and piano player, Central Technical School, Toronto, 1955.

A TRIBUTE TO ALEC. MULLIGAN

You have all heard the saying "Go west, young man, go west". Well, we recently heard that Alec and his charming wife Lillian, are about to do just that - they are heading shortly for the Vancouver area.

Alec is one of the founding members of this Association, when back in 1954 he and sixteen others interested in promoting and preserving our kind of Square Dancing, got together to form this Association. Really, Alec hasn't stopped since, in the intervening 31 years, promoting and calling Canadian Olde Tyme Square Dances. He served as President of this organization in 1958/1959 and, for 28 years, he ran two square dance classes per week at Central Technical School, a record which I am sure has never been matched. During that same period, he did many "one night stands" far and wide.

In my own travels, over the last 25 years or so, many, many people have come up to me at my dances and asked me if I knew Alec. Mulligan, and told me how much they enjoyed his calling. I was always proud to say that I knew Alec. very well!


But Alec. didn't stop at teaching and calling old tyme square dances. He also taught a number of girls to step-dance and I understand that their dancing is terrific! Then for some years Alec. has made his famous mechanical dancers, the "Stubble Jumpers". These are miniature dancers and musicians which Alec. carves from wood and hand-paints. A number of these figures, which have hinged arms and legs, are mounted on a miniature stage and are linked to a motor which sets them in motion. Alec, has demonstrated the "Stubble Jumpers" at many places, including Harbourfront, the C.N.E. , the Ontario Science Centre and the Natural Museum of Man in Ottawa. Another important step that Alec. took in the promotion of Olde Tyme Square Dancing was to put together in book form, a collection of old tyme calls. This consists of approximately 75 pages, representing many, many hours of hard work and has been put to good use by many callers over the years. Thus, you can see what a great ambassador of Olde Tyme Square Dancing Alec. has been over these many years. And so, Alec. and Lillian, we are going to miss you both and, on behalf of all members of this Association, I would like to wish you both good health, happiness and good luck in your new home in the West.

Ernie Mc Cullough



STUBBLE JUMPER SCULPTURE by Alex Mulligan
A Good Dancer Starts Young and Never Stops

Photo: Peter Hogan, 1991



STUBBLE JUMPER SCULPTURE by Alex Mulligan
My Favorite Things: Fiddling, Square Dancing and Step Dancing

Photo: Peter Hogan, 1991



STUBBLE JUMPER SCULPTURE by Alex Mulligan
Square Dancers with the Leahy Family of Lakefield, Ontario

Photo: Peter Hogan, 1991

ALPHABETICAL INDEX OF DANCES

- Arch in the Middle, Ends Turn in / p35
Auctioneer, The / p70
Balance Four in a Line / p17
Basics continued / p11A
Because, Just Because / p57
Birdie in the Cage/ p14
Black Hawk Waltz /p4
Breaks, Square Dance / p46 & 47
Buffalo Girls / p73
Call of the Pipes / p6
Canadian Breakdown / p29
Circassian Circle /p9
Climbin' Up the Golden Stairs / p55
Couple 'Round Couple (Chase the Squirrel) / p20
Cross Country Waltz /p7
Darling Nellie Gray / p62
Dear Old Donegal (done in a line) /p42
Dip and Dive in the Ocean Wave / p18
Dive Thru, Pass Thru / p37
Double Chassee (Waltz Chassee) / p24
Double Pass Thru / p26
Down the Centre—Cut off Six / p16
Duck for the Oyster, Dig for the Clam / p21
First Couple into the Middle / p15
First Lady Out to the Right / p12
Four Gents Star / p52
Four Hand Star (Texas Star) / p27
Four Poster Bed / p36
French Minuet /p3
Gay Gordons / p4
Glory Halleluia (John Brown's Body) / p43
Grand March (Part of Lancers) / p30
Grand Square / p31
Grapevine Twist /p23
Happy Dance / p68
Head Two Gents Cross Over (Ocean Wave) / p32
Heads and Sides, Right and Left Thru / p51
Heel & Toe Polka / p3
Hot Time in the Old Town Tonight / p40
Introduction to Square Dancing /p10
Intros and Openers / p11B
Isle of Capri / p8
Jersey / p49
Jessie Polka / p4
Jesse Polka Square, The /p41
Ladies Chain Across and in Line / p25
Lady Do-ce-Balinet / p61
Lady Go 'Round the Lady / p13
Lady 'Round the Lady, Gent Also / p15
Little Brown Jug / p33
Little Old Log Cabin / p58
Little Shoemaker, The / p69
Loch Lomand and Roamin' in the Gloamin' / p71
Ma and Pa / p72
Maple Sugar / p67
Marching Through Georgia / p59
Military Scottische / p9
Mountain Girl / p74
Mulligan's Breakdown / p66
My Little Girl or My Pretty Girl /p44
Navy Two Step /p6
Nine Pin Reel / p12
Old Fashioned Girl (Windsor 7105-A) /p49
Open Up Your Heart / p45
Progressive Barn Dance / p5
Red River Valley (visiting & advanced versions)/ p56
Right and Left Six / p19
Right Hand Up, Left Hand Under /p22
Roberts / p3
San Antonio Rose / p53
Shindig in the Barn / p75
Silver and Gold (singing call) / p39
Silver Bell / p50
St. Bernard Waltz / p7
Three Hand Star /p54

ALPHABETICAL INDEX OF DANCES

Three Ladies Chain / p28
Trail of the Lonesome Pine / p38
Triple Arch, The / p34
Varsovianna Waltz / p6
Venus and Mars (Gents Tunnel Thru) / p60
Verulam Sashay / p51
Virginia Reel / p5
Waltz Quadrille, The / p63
Watch Her Smile / p64
When the Work's All Done This Fall / p48
Y'all Come and See Us / p65
Yorkdale Plaza Polka (Patty-cake Polka) / p8

INDEX BY TYPE OF DANCE

COUPLE DANCES

Black Hawk Waltz / p4
Call of the Pipes / p6
Cross Country Waltz / p7
(two couples dance together)
French Minuet / p3
Gay Gordons / p4
Heel & Toe Polka / p3
Jersey / p49
Jessie Polka / p4
(two or more couples may dance together)
Military Scottische / p9
Navy Two Step / p6

CIRCLE AND LINE (CONTRA) DANCES

Circassian Circle / p9
Dear Old Donegal / p42
Isle of Capri / p8
Nine Pin Reel / p12
Progressive Barn Dance / p5
Virginia Reel / p5
Yorkdale Plaza Polka (Patty-cake Polka) / p8

SQUARE DANCES

Introduction to Square Dancing / p10
Basics continued / p11 A
Intros or Openers / p11 B
Breaks / p46 & p47

First Changes

(Each couple visits the others in turn)

Birdie in the Cage / p14
Couple 'Round Couple (Chase the Squirrel) / p20
Down the Centre—Cut off Six / p16
Duck for the Oyster, Dig for the Clam / p21
First Lady Out to the Right / p12
Grapevine Twist / p23
Lady Do-ce-Balinet / p61
Lady Go 'Round the Lady / p13
Lady 'Round the Lady, Gent Also / p15

SQUARE DANCES

Second Changes

(Cumulative or three couples active.

Some of these dances may be

used for third changes, as well)

Dip and Dive in the Ocean Wave / p18

Double Chassee (Waltz Chassee) / p24

First Couple into the Middle / p15

Grand March / p30

Grapevine Twist / p23

Ma and Pa / p72

Maple Sugar / p67

Right and Left Six / p19

Three Hand Star / p54

Verulam Sashay / p51

Third Changes or Breakdowns

(All couples active)

Balance Four in Line / p17

Canadian Breakdown / p29

Dive Thru, Pass Thru / p37

Double Pass Thru / p26

Four Gents Star / p52

Four Hand Star (Texas Star) / p27

Four Poster Bed / p36

Grand Square / p31

Heads and Sides Right and Left Thru / p51

Ladies Chain Across and in Line / p25

Mulligan's Breakdown / p66

Right Hand Up, Left Hand Under / p22

Triple Arch, The / p34

Venus and Mars (Gents Tunnel Thru) / p60

SQUARE DANCES

Singing Calls

(Usually First or Second Changes)

Auctioneer, The / p70

Because, Just Because / p57

Buffalo Girls / p73

Climbin' Up the Golden Stairs / p55

Darling Nellie Gray / p62

Glory Halleluia (John Brown's Body) / p43

Happy Dance / p68

Head Two Gents Cross Over (Ocean Wave) / p32

Hot Time in the Old Town Tonight / p40

Jessie Polka Square, The / p41

Little Brown Jug / p33

Little Old Log Cabin / p58

Little Shoemaker, The / p69

Loch Lomand and Roamin' in the Gloamin' / p71

Marching Through Georgia / p59

Mountain Girl / p74

My Little Girl or My Pretty Girl / p44

Old Fashion Girl / p49

Open Up Your Heart / p45

Red River Valley / p56

San Antonio Rose / p53

Shindig in the Barn / p75

Silver and Gold / p39

Silver Bell / p50

Trail of the Lonesome Pine / p38

Waltz Quadrille, The / p63

Watch Her Smile / p64

When the Work's All Done this Fall / p48

Y'all Come and See Us / p65

